

Dear Parents/Guardians

We're very pleased to announce that we have successfully registered the Academy with G-suite for Education, meaning that all students and staff have free access to the full range of Google apps and services (known as G-suite).

Primarily, we will be using an app called Google Classroom to set and monitor homework activities but all digital communication and file-sharing between students and staff will be through G-suite, which is a cloud-based platform accessible on any device with internet access.

So that students are in the right groups on Google Classroom and to enable us to monitor the classroom streams properly we have installed a program called RM Unify, which automatically creates and updates the classes. It is really intuitive and means that students need only remember one single set of login details, whether in school or at home.

The instructions overleaf explain how students log in to RM Unify, where they will be able to access all of their homework activities and curriculum documentation, as well as a wide range of online revision resources. There is also the facility for you to be emailed whenever your child is set a homework; if you wish to receive these notifications, please indicate as such on the permission slip below, including your email address, and return to the Academy reception.

The expectation is that every student at the Academy will receive one homework for every three lessons they have. So they should expect to have eight homeworks a week. For some of these they will be directed to use specific apps which will be on RM Unify. You will have noticed that the school has not issued homework planners this term. This is because we have been planning the launch of Google Classroom for some time. To keep a track of what homework your child has been set you can log into their Google Classroom with them.

If there are any issues with access to RM Unify or with your child's Google Classroom account, please email myself Nick.Moore@uaesouthbank.org.uk

Yours sincerely

Nick Moore

Return this sheet to reception at the school

As their parent/guardian I would like to receive email notifications each time my child is set a homework.

Name of student: _____

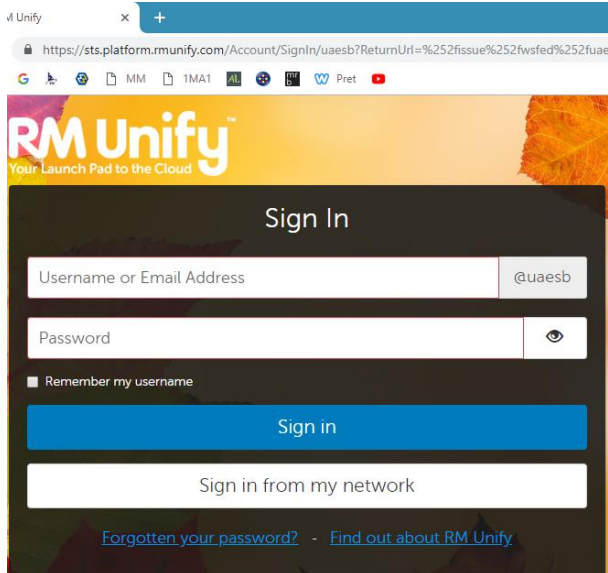
Year and community group: _____

Name of parent/guardian: _____

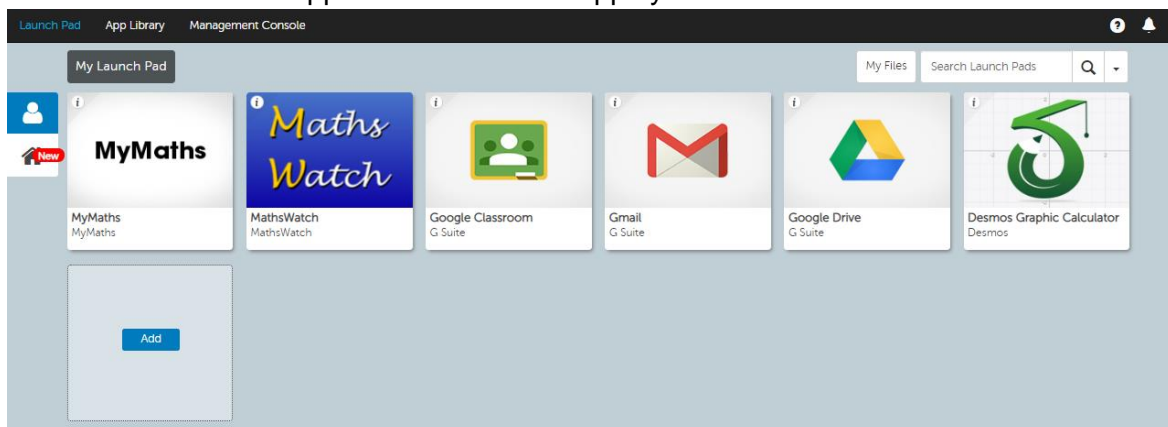
Email address of parent/guardian: _____

Signed: _____

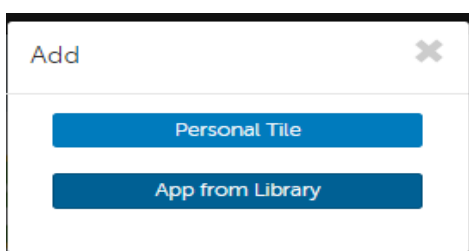
1. Navigate to uaesb.rmunity.com (ideally in Google Chrome).



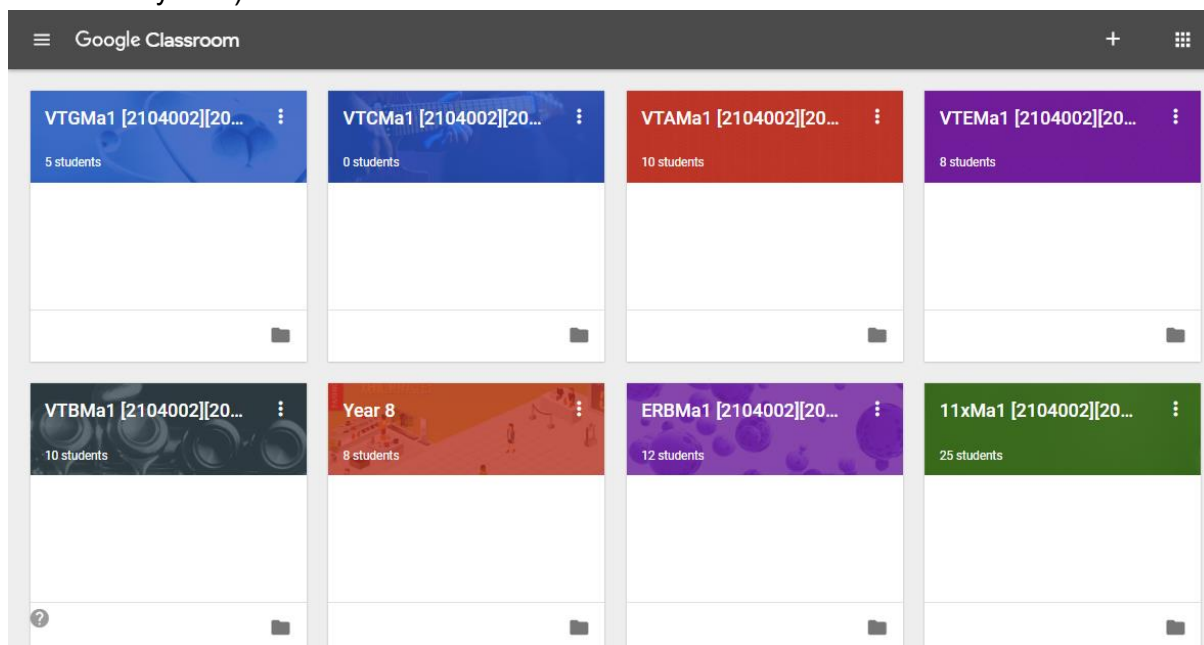
2. Sign in using `firstname.surname@uaesb` and your Academy Windows password (Remember to click 'remember my username' and let Chrome save your password for future use).
3. Your Launch Pad will appear with whatever apps you have added.



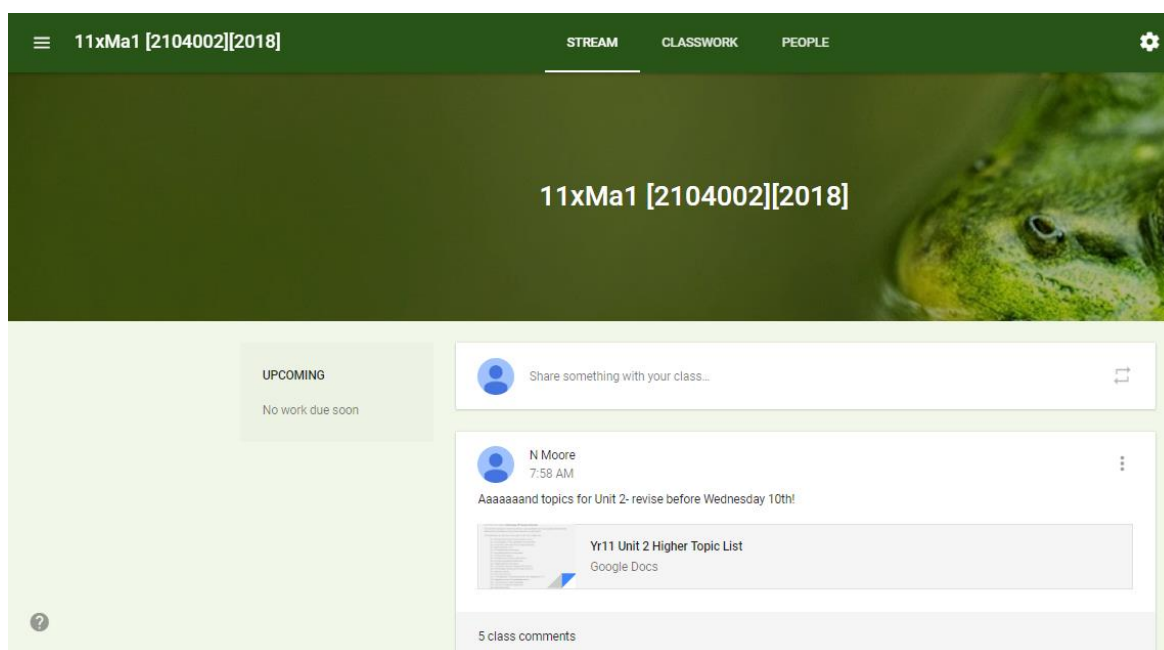
4. To add apps, click 'add' and use the app library to find apps. If the website you're looking for doesn't have a listing, you can add a 'personal tile' for which you set the url.



5. Clicking on Google Classroom will automatically log them in and bring up their classes; if it doesn't, please get in touch. It should look something like this (with different class names according to the classes they're in):



6. When you click on a class, the stream will appear with the most recent posts first. It is up to the teacher to decide whether students can post, just comment on posts or not contribute at all.



7. Homework tasks will be posted on the stream, along with announcements, quizzes, discussions and other varieties of learning activities. The 'classwork' tab will only detail assignments that need completing and submitting. Ensure to read the instructions given by the teacher carefully as there are a range of different types of tasks that can be set with different requirements for submission.